

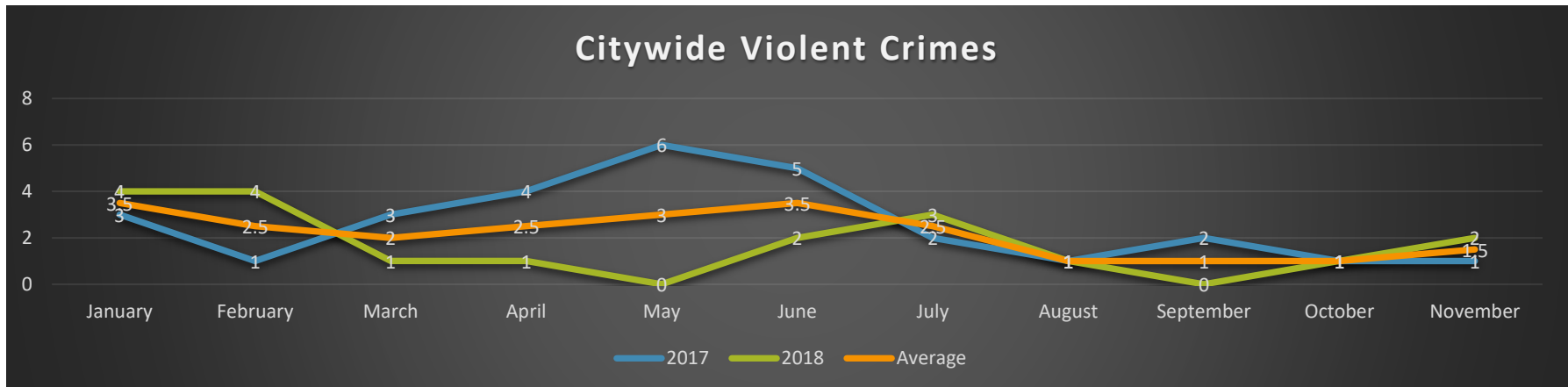
**Elgin Police Department  
November – 2018  
Monthly Report**



# Elgin Police Department

## Citywide Monthly Crime Reports - November 2018

Violent Crime										
Offense Category	MTD	MTD LM	MTD %	MTD LY	MTD % LY	YTD	YTD LY	YTD % LY	CR YTD	CR YTD%
Homicide	0	0	nc	0	nc	1	0	100%	1	100%
Rape/Sexual Assault	2	0	200%	1	100%	4	3	33%	0	0%
Business Robbery	0	0	nc	0	nc	2	5	-60%	0	0%
Individual Robbery	0	0	nc	0	nc	3	2	50%	1	33%
Agg Assault - No FV	0	0	nc	0	nc	2	7	-71%	0	0%
Agg Assault - FV	0	1	-100%	0	nc	7	12	-42%	7	100%
<b>Total</b>	<b>2</b>	<b>1</b>	<b>100%</b>	<b>1</b>	<b>100%</b>	<b>19</b>	<b>29</b>	<b>-34%</b>		



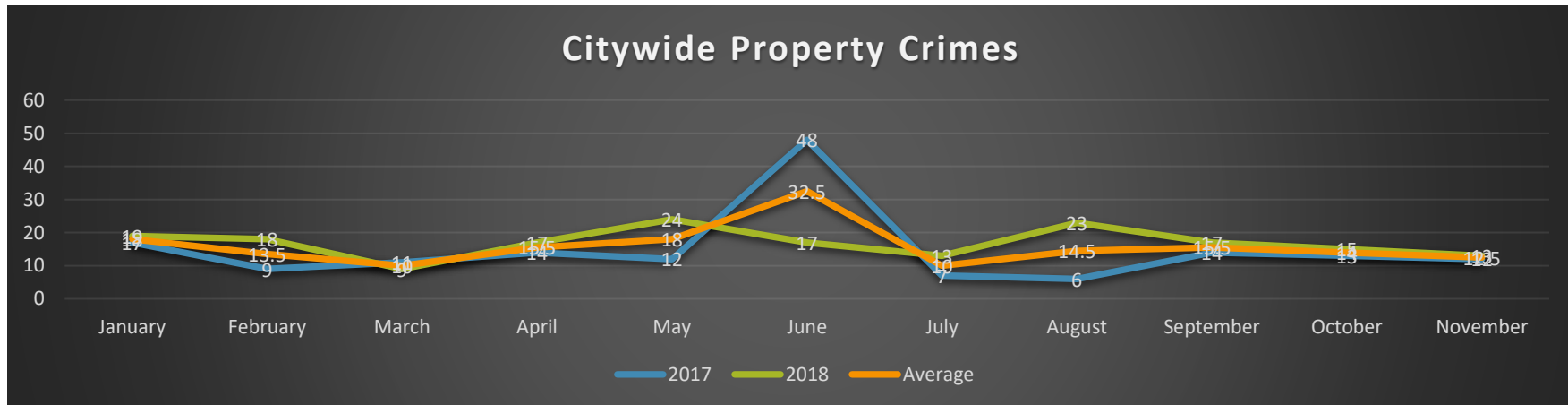


# Elgin Police Department

## Citywide Monthly Crime Reports - November 2018

### Property Crime

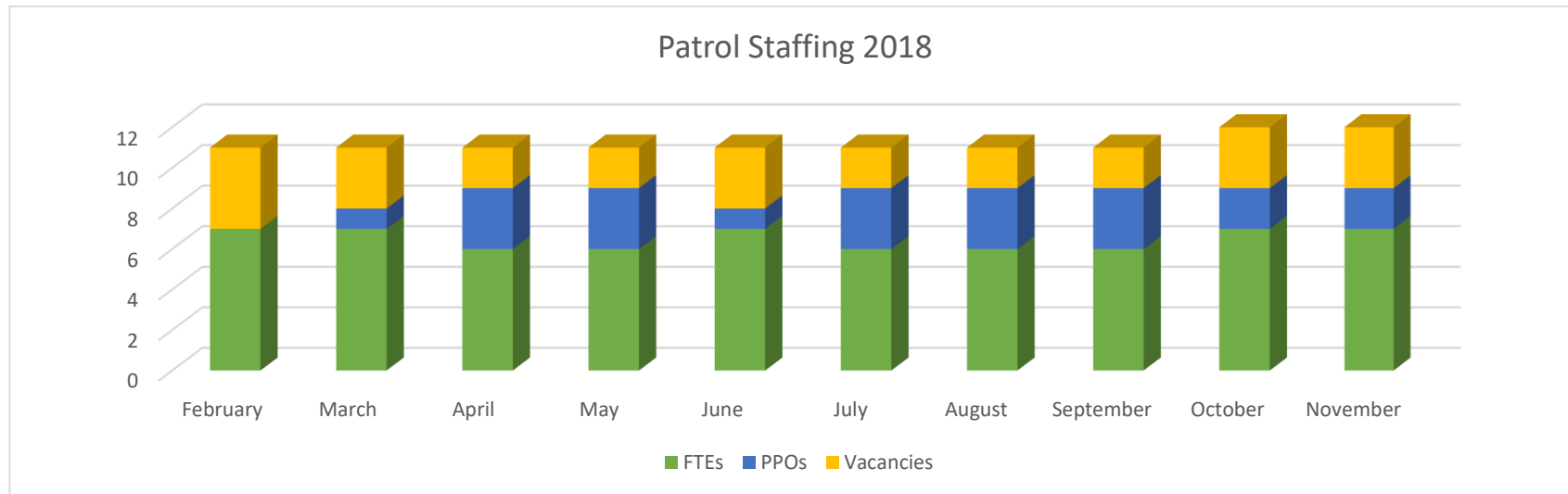
Offense Category	MTD	MTD LM	MTD %	MTD LY	MTD % LY	YTD	YTD LY	YTD % LY	CR YTD	CR YTD%
Burglary Non Residence	3	1	200%	2	50%	19	14	36%	1	5%
Burglary Residence	0	1	-100%	1	-100%	23	22	5%	7	30%
Auto Theft	1	0	100%	0	100%	14	12	17%	11	79%
BOV	3	0	300%	5	-40%	32	27	19%	3	9%
Other Theft	6	13	-54%	4	50%	96	88	9%	20	21%
<b>Total</b>	<b>13</b>	<b>15</b>	<b>-13%</b>	<b>12</b>	<b>8%</b>	<b>184</b>	<b>163</b>	<b>13%</b>		





# Elgin Police Department

## Patrol Staffing - November 2018

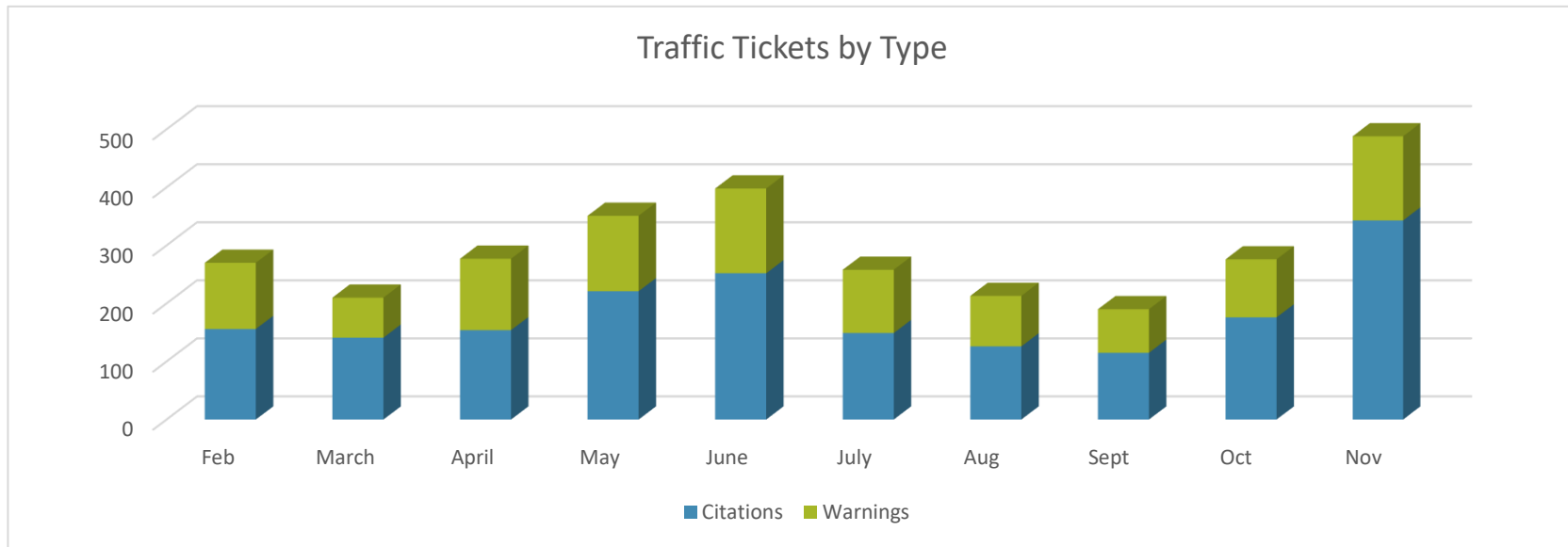


	Authorized	Open (Vacant)	Current	Actual % Vacant
November	12	3	9	25%
October	12	3	9	25%
September	11	2	9	18%
August	11	2	9	18%
July	11	2	9	18%
June	11	3	8	27%



# Elgin Police Department

## Citywide Monthly Traffic Tickets – Year to Date 2018 (Violations)



	Jan	Feb	March	April	May	June	July	Aug	Sept	Oct	Nov	2018	2017
Citations	170	156	141	154	221	252	149	126	115	176	343	2003	2301
Warnings	132	114	69	123	130	146	109	87	75	100	145	1230	979
Total	302	270	210	277	351	398	258	213	190	276	488	3233	3280

Note: 1% decrease from 2017 during the same period.



# Elgin Police Department

## Call Analysis - October 2018

	Jan	Feb	March	April	May	June	July	Aug	Sept	Oct	Nov	Ave
Dispatched calls	426	392	505	461	524	422	432	453	423	438	344	<b>438</b>
Self-Initiated calls	442	458	453	485	503	508	528	522	367	494	674	<b>494</b>
<b>Total Calls</b>	<b>868</b>	<b>850</b>	<b>958</b>	<b>946</b>	<b>1027</b>	<b>930</b>	<b>960</b>	<b>975</b>	<b>790</b>	<b>932</b>	<b>1018</b>	<b>932</b>

												Ave
Total Time on Calls	18,024	30,488	20,620	40,537	22,844	18,068	22,182	27,004	22,151	32,908	37,485	<b>26,574</b>
Committed Time	40%	76%	46%	94%	51%	42%	50%	60%	51%	74%	87%	<b>61%</b>

Goal for committed time = no more than 60%