

Elgin Police Department
January – 2019
Monthly Report

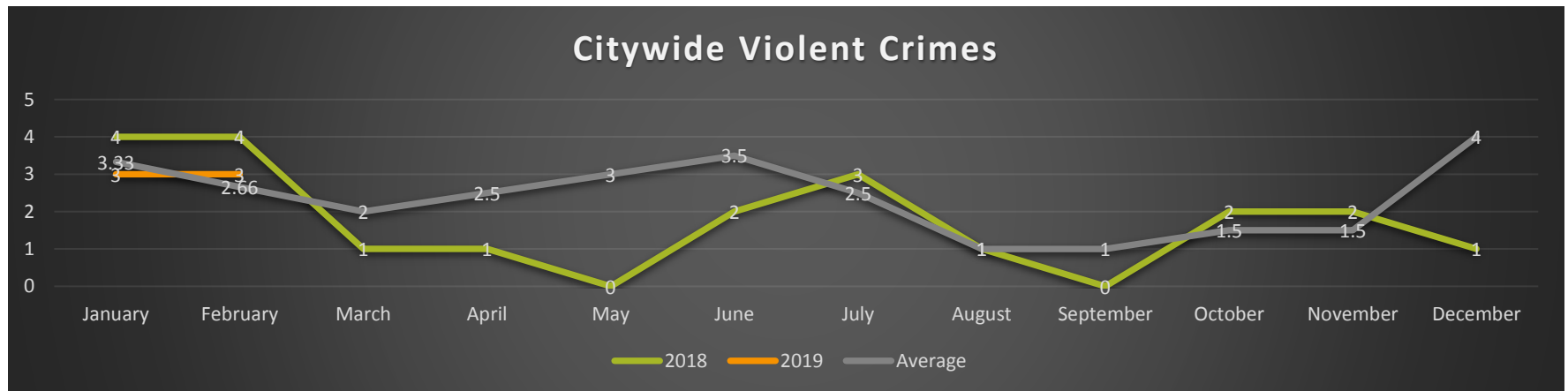


Elgin Police Department

Citywide Monthly Crime Reports - January 2019

Violent Crime

Offense Category	MTD	MTD LM	MTD %	MTD LY	MTD % LY	YTD	YTD LY	YTD % LY	CR YTD	CR YTD%
Homicide	0	0	nc	0	nc	0	0	nc	0	0%
Rape/Sexual Assault	1	1	nc	0	100%	1	0	100%	0	0%
Business Robbery	1	0	100%	1	nc	1	1	nc	1	100%
Individual Robbery	1	0	100%	0	100%	1	0	100%	1	100%
Agg Assault - No FV	0	0	nc	1	-100%	0	1	-100%	0	0%
Agg Assault - FV	0	0	nc	2	-200%	0	2	-200%	0	100%
Total	3	1	200%	4	-25%	3	4	-25%	2	67%



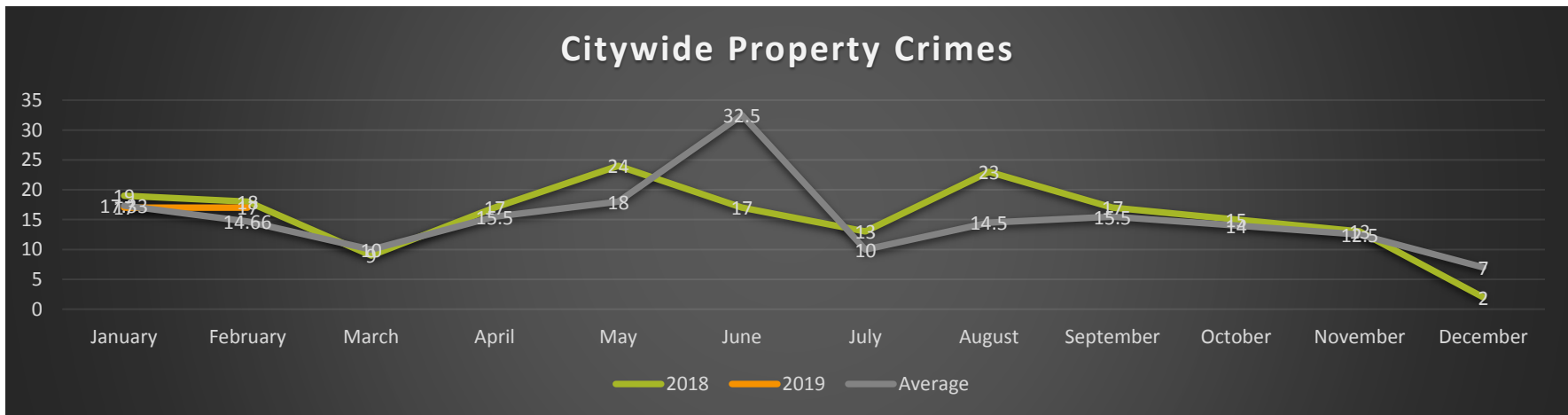


Elgin Police Department

Citywide Monthly Crime Reports - January 2019

Property Crime

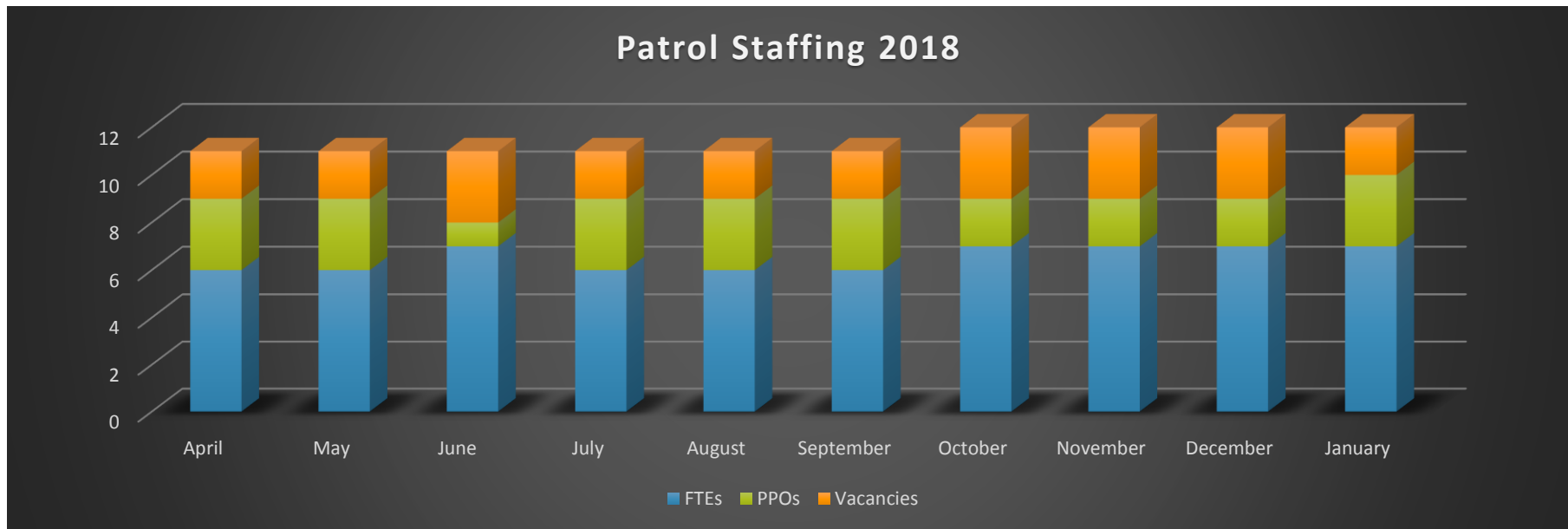
Offense Category	MTD	MTD LM	MTD %	MTD LY	MTD % LY	YTD	YTD LY	YTD % LY	CR YTD	CR YTD%
Burglary Non Residence	1	0	100%	5	-80%	1	5	-80%	0	0%
Burglary Residence	3	2	50%	2	50%	3	2	50%	0	0%
Auto Theft	1	0	100%	1	nc	1	1	nc	0	0%
BOV	2	0	200%	2	nc	2	2	nc	0	0%
Other Theft	10	0	1000%	9	11%	10	9	11%	0	0%
Total	17	2	750%	19	-11%	17	19	-11%	0	0%





Elgin Police Department

Patrol Staffing – 2018/2019

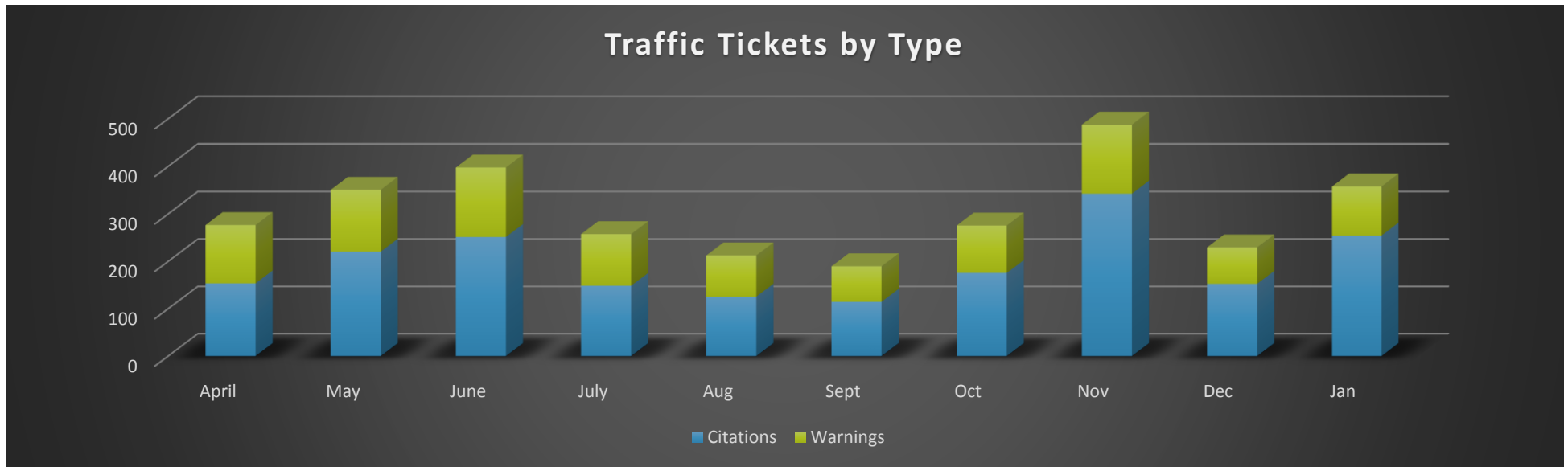


	Authorized	Open (Vacant)	Current	Actual % Vacant
January	12	2	10	17%
December	12	3	9	25%
November	12	3	9	25%
October	12	3	9	25%
September	11	2	9	18%
August	11	2	9	18%



Elgin Police Department

Citywide Monthly Traffic Tickets – Year to Date 2019 (Violations)



	Jan	Feb	March	April	May	June	July	Aug	Sept	Oct	Nov	Dec	Jan
Citations	170	156	141	154	221	252	149	126	115	176	343	153	255
Warnings	132	114	69	123	130	146	109	87	75	100	145	77	103
Total	302	270	210	277	351	398	258	213	190	276	488	230	358

Note: 19% increase from 2018 during the same period. This data will differ from Racial Profiling Data (includes traffic stops and all other citations).



Elgin Police Department

Call Analysis – 2018/2019

	Jan	Feb	March	April	May	June	July	Aug	Sept	Oct	Nov	Dec	Jan	Ave
Dispatched calls	426	392	505	461	524	422	432	453	423	438	344	455	382	435
Self-Initiated calls	442	458	453	485	503	508	528	522	367	494	674	330	874	511
Total Calls	868	850	958	946	1027	930	960	975	790	932	1018	785	1256	946

														Ave
Total Time on Calls	18,024	30,488	20,620	40,537	22,844	18,068	22,182	27,004	22,151	32,908	37,485	28,124	30,908	27,026
Committed Time	40%	76%	46%	94%	51%	42%	50%	60%	51%	74%	87%	63%	69%	62%

Goal for committed time = no more than 60%

