

**Elgin Police Department**  
**May – 2019**  
**Monthly Report**

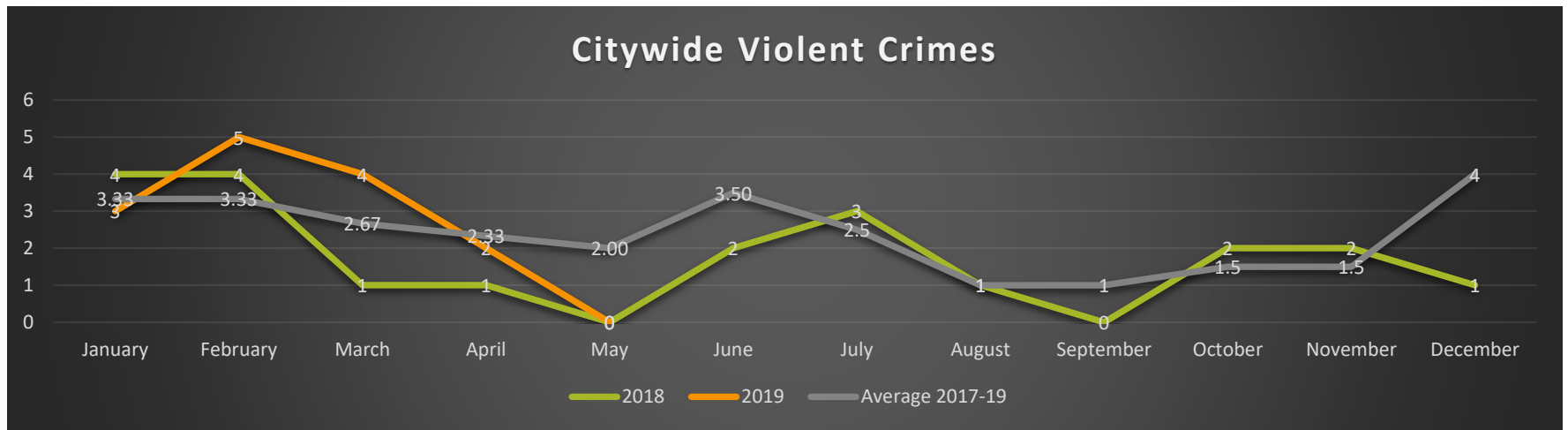


# Elgin Police Department

## Citywide Monthly Crime Reports - May 2019

### Violent Crime

Offense Category	MTD	MTD LM	MTD %	MTD LY	MTD % LY	YTD	YTD LY	YTD % LY	CR YTD	CR YTD%
Homicide	0	0	nc	0	nc	0	0	nc	0	0%
Rape/Sexual Assault	0	1	-100%	0	nc	6	1	500%	4	67%
Business Robbery	0	1	-100%	0	nc	2	2	nc	2	100%
Individual Robbery	0	0	nc	0	nc	3	0	300%	3	100%
Agg Assault - No FV	0	0	nc	0	nc	2	2	nc	2	100%
Agg Assault - FV	0	0	nc	0	nc	1	5	-400%	1	100%
<b>Total</b>	<b>0</b>	<b>2</b>	<b>-200%</b>	<b>0</b>	<b>0%</b>	<b>14</b>	<b>10</b>	<b>40%</b>	<b>12</b>	<b>86%</b>



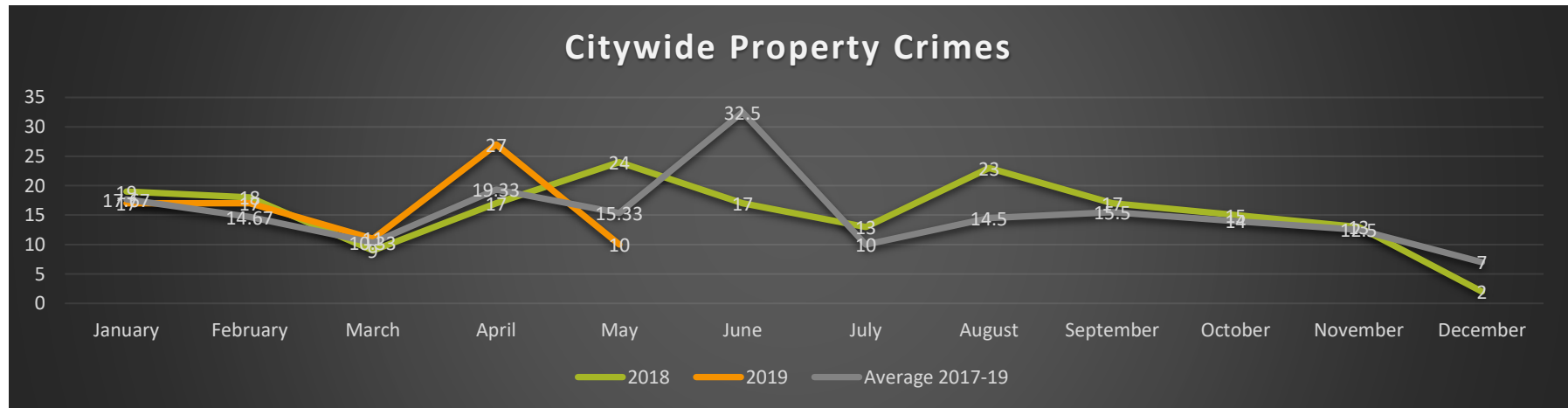


# Elgin Police Department

## Citywide Monthly Crime Reports - May 2019

### Property Crime

Offense Category	MTD	MTD LM	MTD %	MTD LY	MTD % LY	YTD	YTD LY	YTD % LY	CR YTD	CR YTD%
Burglary Non Residence	1	2	nc	0	100%	7	11	-36%	0	0%
Burglary Residence	4	4	nc	9	-56%	14	15	-7%	4	29%
Auto Theft	0	3	-300%	2	-100%	4	8	-50%	1	25%
BOV	1	3	-200%	6	-500%	7	20	-65%	6	86%
Other Theft	4	15	-73%	7	-43%	50	32	56%	39	78%
<b>Total</b>	<b>10</b>	<b>27</b>	<b>-63%</b>	<b>24</b>	<b>-58%</b>	<b>82</b>	<b>86</b>	<b>-5%</b>	<b>50</b>	<b>58%</b>

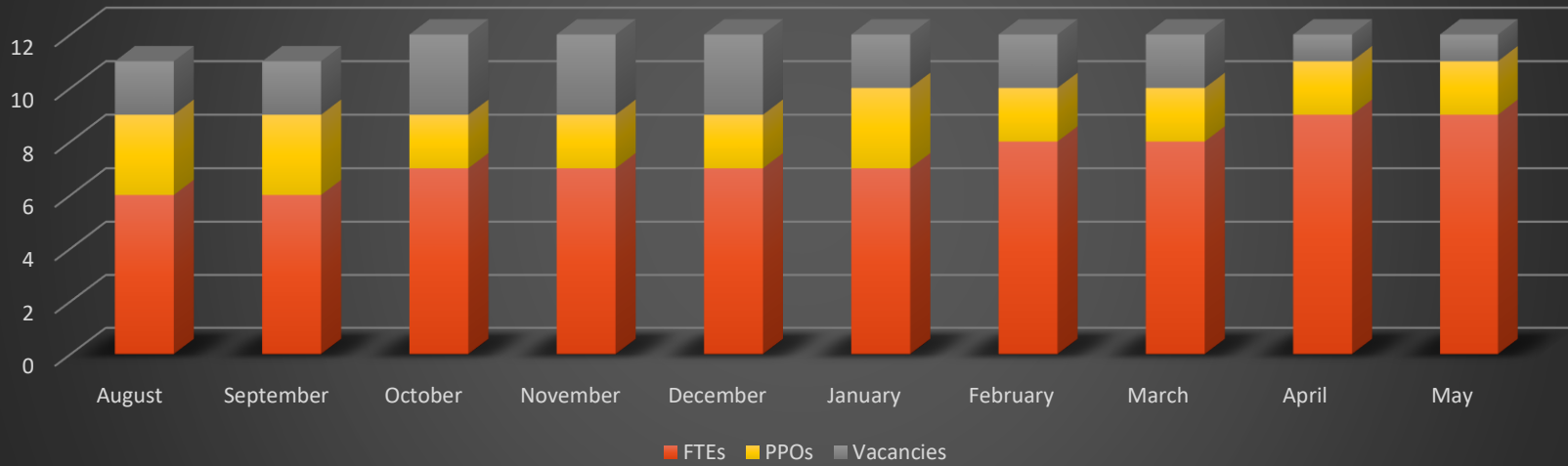




# Elgin Police Department

## Patrol Staffing – 2018/2019

Patrol Staffing 2018/2019



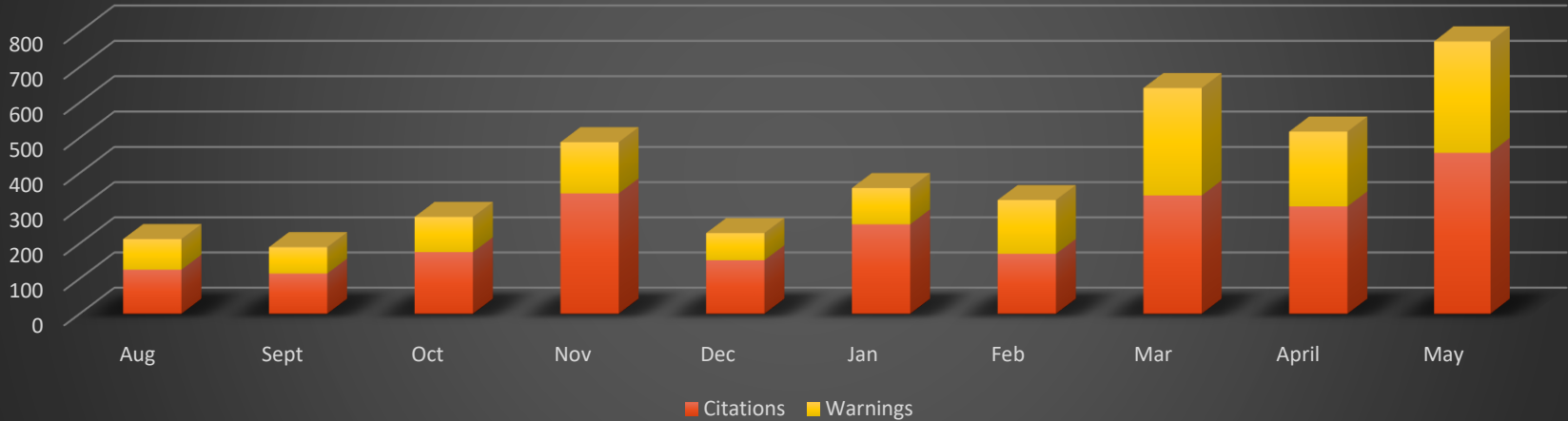
	Authorized	Open (Vacant)	Current	Actual % Vacant
May	12	1	11	8%
April	12	1	11	8%
March	12	2	10	17%
February	12	2	10	17%
January	12	2	10	17%



# Elgin Police Department

## Citywide Monthly Traffic Tickets – Year to Date 2019 (Violations)

### Traffic Tickets by Type



Jan	Feb	Mar	April	May	2019	2018
255	171	337	306	458	1069	842
103	153	304	212	315	772	568
358	324	641	518	773	1841	1410

Note: 31% increase from 2018 during the same period. This data will differ from Racial Profiling Data (includes traffic stops and all other citations).



# Elgin Police Department

## Call Analysis – 2018/2019

	May	June	July	Aug	Sept	Oct	Nov	Dec	Jan	Feb	Mar	April	May	Ave
Dispatched calls	524	422	432	453	423	438	344	455	382	305	386	470	424	<b>420</b>
Self-Initiated calls	503	508	528	522	367	494	674	330	874	594	941	770	1142	<b>592</b>
<b>Total Calls</b>	<b>1027</b>	<b>930</b>	<b>960</b>	<b>975</b>	<b>790</b>	<b>932</b>	<b>1018</b>	<b>785</b>	<b>1256</b>	<b>899</b>	<b>1327</b>	<b>1240</b>	<b>1566</b>	<b>1,012</b>

														Ave
Total time on calls	22,844	18,068	22,182	27,004	22,151	32,908	37,485	28,124	30,908	19,060	25,924	26,688	37,091	<b>26,957</b>
Committed time	51%	42%	50%	60%	51%	74%	87%	63%	69%	47%	58%	62%	83%	<b>61%</b>

Goal for committed time = no more than 60%