

Elgin Police Department
June – 2019
Monthly Report

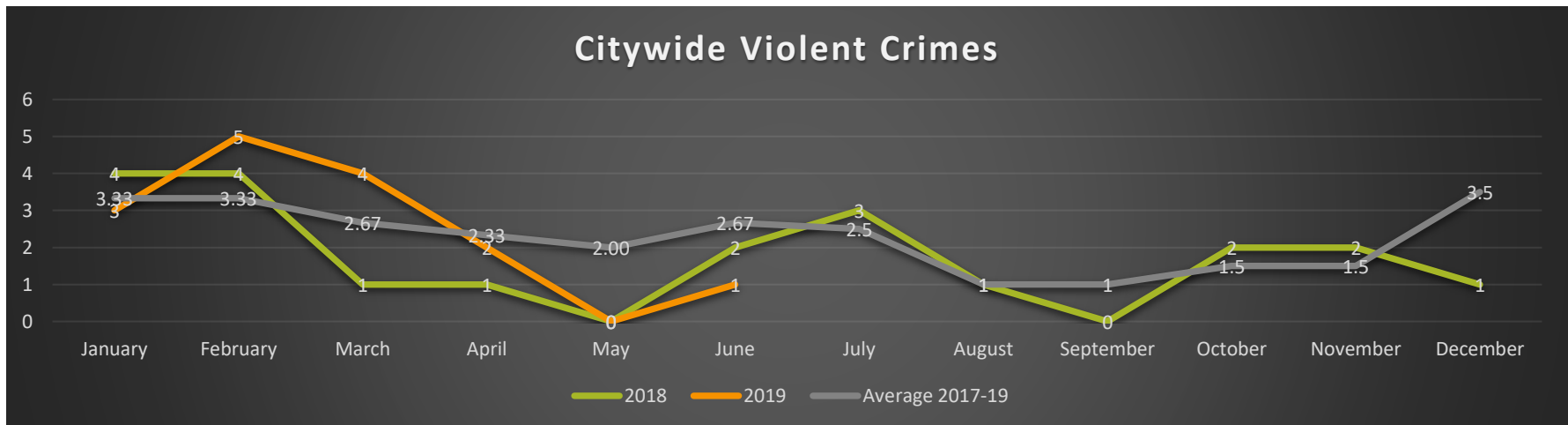


Elgin Police Department

Citywide Monthly Crime Reports - June 2019

Violent Crime

Offense Category	MTD	MTD LM	MTD %	MTD LY	MTD % LY	YTD	YTD LY	YTD % LY	CR YTD	CR YTD%
Homicide	0	0	nc	1	-100%	0	1	-100%	0	0%
Rape/Sexual Assault	0	0	nc	0	nc	6	1	500%	4	67%
Business Robbery	0	0	nc	0	nc	2	2	nc	2	100%
Individual Robbery	0	0	nc	1	-100%	3	1	200%	3	100%
Agg Assault - No FV	1	0	100%	0	nc	3	2	50%	3	100%
Agg Assault - FV	0	0	nc	0	nc	1	5	-400%	1	100%
Total	1	0	100%	2	-50%	15	12	25%	13	87%

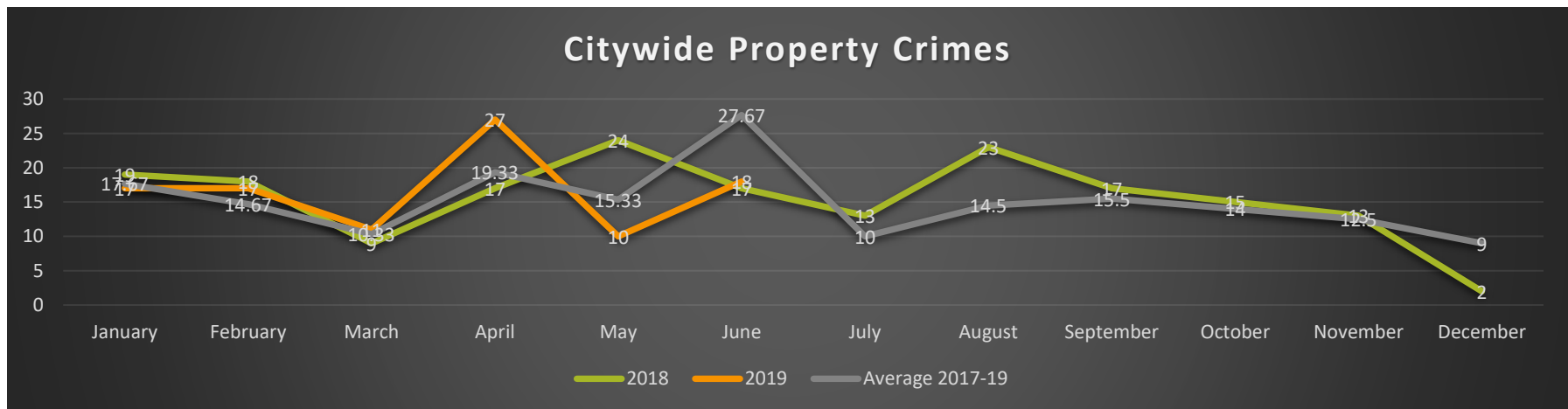




Elgin Police Department

Citywide Monthly Crime Reports - June 2019

Property Crime										
Offense Category	MTD	MTD LM	MTD %	MTD LY	MTD % LY	YTD	YTD LY	YTD % LY	CR YTD	CR YTD%
Burglary Non Residence	1	1	nc	0	nc	8	11	-27%	0	0%
Burglary Residence	2	4	-50%	3	-33%	16	18	-11%	4	25%
Auto Theft	2	0	200%	2	nc	6	10	-40%	1	17%
BOV	1	1	nc	0	100%	8	20	-60%	6	75%
Other Theft	12	4	200%	12	nc	62	44	41%	39	63%
Total	18	10	80%	17	6%	100	103	-3%	50	49%

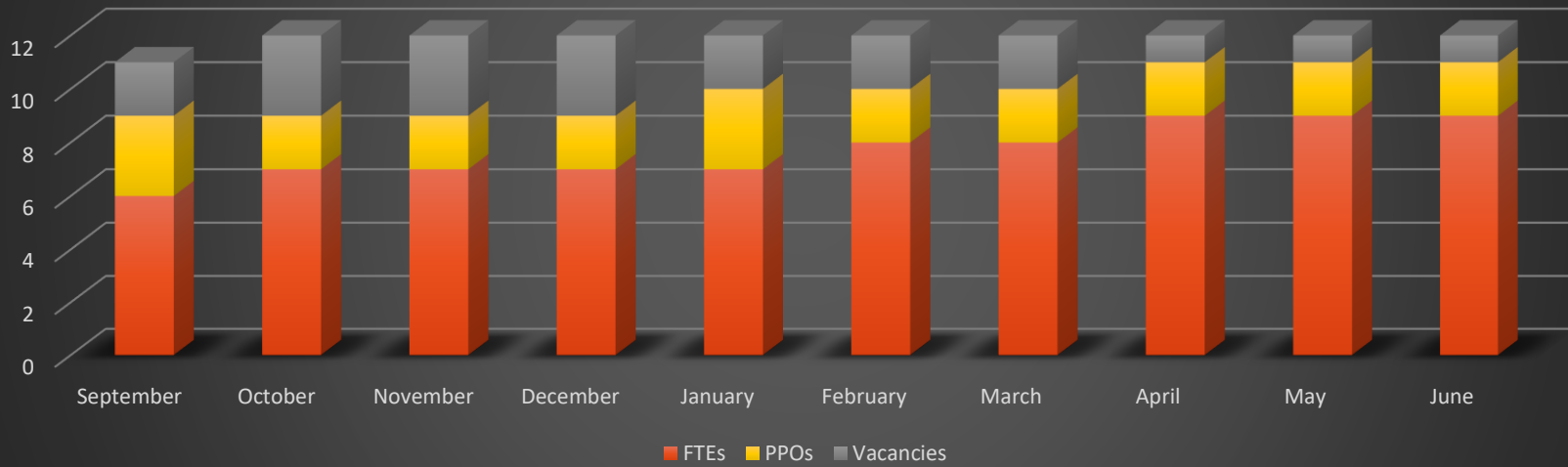




Elgin Police Department

Patrol Staffing – 2018/2019

Patrol Staffing 2018/2019

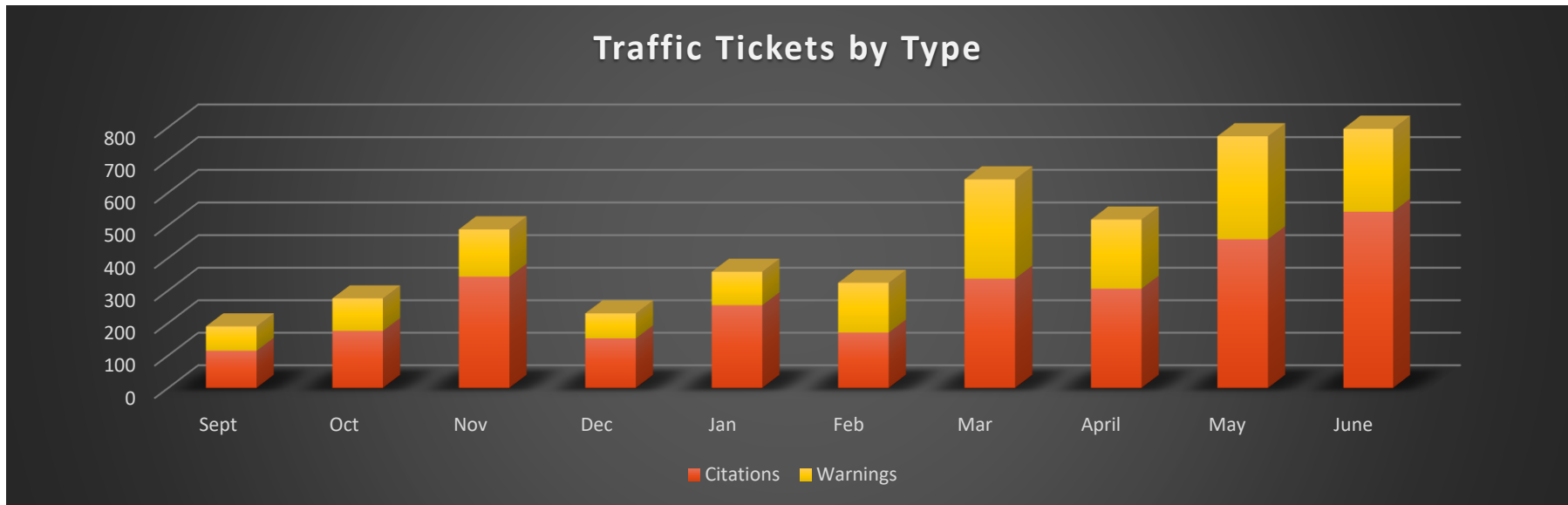


	Authorized	Open (Vacant)	Current	Actual % Vacant
June	12	1	11	8%
May	12	1	11	8%
April	12	1	11	8%
March	12	2	10	17%
February	12	2	10	17%
January	12	2	10	17%



Elgin Police Department

Citywide Monthly Traffic Tickets – Year to Date 2019 (Violations)



Note: 65% increase from 2018 during the same period. This data will differ from Racial Profiling Data (includes traffic stops and all other citations).



Elgin Police Department

Call Analysis – 2018/2019

	June	July	Aug	Sept	Oct	Nov	Dec	Jan	Feb	Mar	April	May	June	Ave
Dispatched calls	422	432	453	423	438	344	455	382	305	386	470	424	418	412
Self-Initiated	508	528	522	367	494	674	330	874	594	941	770	1142	924	667
Total Calls	930	960	975	790	932	1018	785	1256	899	1327	1240	1566	1342	1,078

														Ave
Total Time	18,068	22,182	27,004	22,151	32,908	37,485	28,124	30,908	19,060	25,924	26,688	37,091	41,944	28,426
Committed	42%	50%	60%	51%	74%	87%	63%	69%	47%	58%	62%	83%	97%	65%

Goal for committed time = no more than 60%